

ES SERIES

Electric Fork Over Stacker



INTRODUCTION

- ◆ The ES series is classic electric stacker with high performance by AC drive technology. It carries out intensive stacking operations, with capacities from 1200kg (2600lbs), 1500kg (3300lbs) to 2000kg (4400lbs) and lifting height from 1600mm to 6300mm.

ELECTRIC FORK OVER STACKER



- ◆ **Handle**
All operating elements on the handle are easy to reach.
- ◆ **Electric power steering (optional)**
Electric power steering brings effortless operating and easy maneuvering even in narrow spaces.



- ◆ The innovative AC drive system offers strong power, accurate control, excellent performance. High strength gearbox with long working life. Low noise but durable hydraulic unit, good quality cylinder as well as hose ensure high reliability of hydraulic system.



- ◆ H +H shape mast improves the strength of whole stacker. Triplex mast lifts up to a height of 6300mm .



- ◆ **Standard battery**
Long operating time with high capacity.



- ◆ **Tandem load wheels**
Easier to roll over uneven ground.



- ◆ **Optional foldable platform & protective arm**
Suspension foldable platform with protective arms. The ergonomically designed foldable platform in combination with protective arms makes operations faster and safer.

SPECIFICATIONS

MODEL			ES12D	ES15D	ES20D	ES15T	ES20T
CHARACTERISTICS							
1.1	Mast Type		Duplex			Triplex	
1.2	Mast profile		H model			H model	
1.3	Type of drive		Full Electric			Full Electric	
1.4	Operator type		Walkie/Rider			Walkie/Rider	
1.5	Capacity	Q kg	1200	1500	2000	1500	2000
1.6	Load center	C mm	600	600	600	600	600
1.7	Wheel base	Y mm	1380	1380	1395	1395	1395
1.8	Electric power steering(EPS)		optional				
WEIGHT							
2.1	Service weight without battery	kg	855	880	970	1045	1185
2.2	Service weight with battery	kg	1065	1090	1180	1255	1395
WHEEL							
3.1	wheel type		PU	PU	PU	PU	PU
3.2	Size of front wheels	Φd mm	∅78	∅78	∅78	∅78	∅78
3.3	Size of rear wheels	mm	∅124	∅124	∅124	∅124	∅124
3.4	Size of drive wheels	ΦD mm	∅230	∅230	∅230	∅230	∅230
3.5	Wheels quantity	pcs	1/2/4				
CHASSIS							
4.1	Mast lower height	h1	2045			2075	
4.2	Mast extend height	h2 mm	3540		3535	5095	
4.3	Overall length (with platform)	L mm	2530		2580	2590	2615
4.4	Overall length (without platform)	mm	1990		2040	2040	2075
4.5	Rear body width	W1 mm	800	800	800	800/960 (h≥5500mm:960mm)	800/960 (h≥4000mm:960mm)
4.6	Rear body length	mm	585	585	585	585	585
4.7	Overall width	W2 mm	800	800	940	940 (h≥5500mm:1100mm)	940/1100 (h≥4000mm:1100mm)
4.8	Height of tiller arm in drive position min./max.	H mm	1030-1200				
4.9	Rear body height	H1 mm	800	800	800	800	800
SPECIFICATIONS							
5.1	Clearance	H2 mm	30	30	30	30	30
5.2	Fork length	Sl ell mm	●1150/○1220				
5.3	Overall fork width	W mm	560/680				
5.4	Min.Turning radius(with platform)	Wa mm	2095			2110	
5.4	Min.Turning radius (without platform)	Wa mm	1570			1585	
5.5	Lowered height of fork	H3 mm	90	90	90	90	90
5.6	Fork width	S mm	170	170	185	170	185
5.7	Lifting height	h mm	3000	3000	3000	4500	4500
5.8	Freelift height	mm	—			1550	1550
5.9	Aisle width (800*1200mm pallet) (with platform)	Ast mm	3070			3115	
5.10	Aisle width (800*1200mm pallet) (without platform)	Ast mm	2530			2575	
5.11	Aisle width (1000*1200mm pallet) (with platform)	Ast mm	3140			3175	
5.12	Aisle width (1000*1200mm pallet)(without platform)	Ast mm	2600			2635	
PERFORMANCE							
6.1	Travel speed	laden	km/h	5	5	5	5
		unladen	km/h	5.3	5.3	5.3	5.3
6.2	Lift speed	laden	mm/s	111±10%	90±10%	65±10%	85±10%
		unladen	mm/s	138±10%	120±10%	100±10%	120±10%
6.3	lower speed	laden	mm/s	262±10%	250±10%	160±10%	250±10%
		unladen	mm/s	170±10%	120±10%	85±10%	140±10%
6.4	Gradeability	laden	%	5	5	5	5
		unladen	%	7	7	7	7
DRIVING SYSTEM							
7.1	Brake type		electromagnetic				
7.2	Drive motor	kw	1.5(vertical tor+EPS)	1.5(vertical tor+EPS)	2.2(vertical tor+EPS)	1.5(vertical tor+EPS)	2.2(vertical tor+EPS)
7.3	Lift motor	kw	3				
7.4	Battery voltage/capacity	V/Ah	24V ●210/○270/○340Ah				
7.5	Battery weight	kg	210				
7.6	battery size	mm	790×210×576				
7.7	control system		F2-A(CURTIS)				

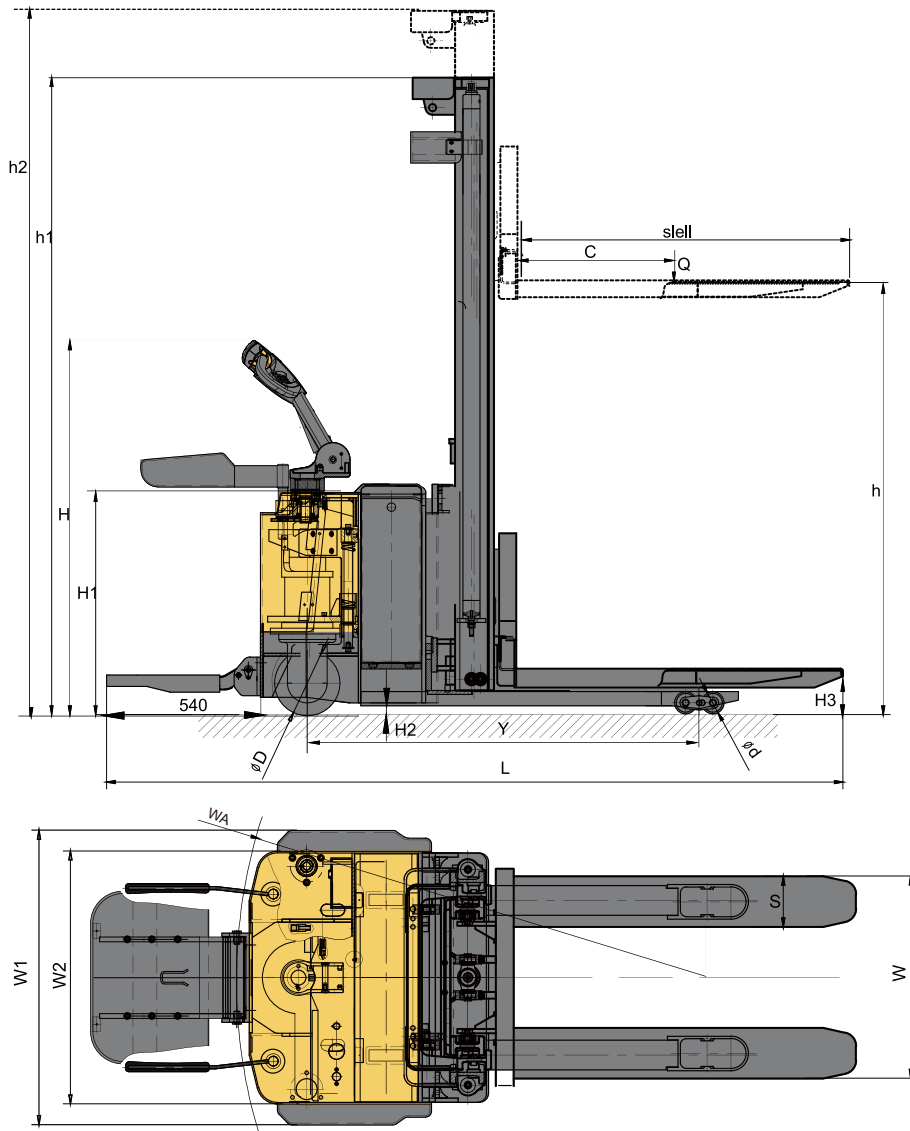
Note:

1kgs=2.2lbs, 5.4mm=1inch

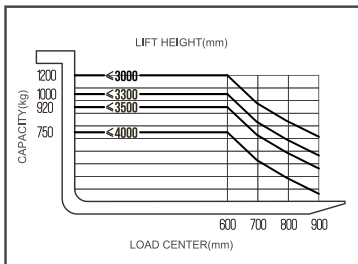
● standard ○ option

If there are improvements of technical parameters or configurations, no further notice will be given.

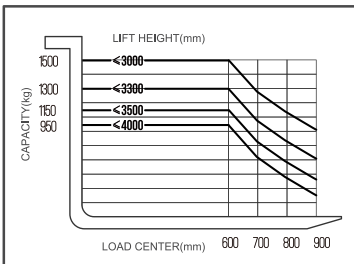
The diagram shown may contain non-standard configurations.



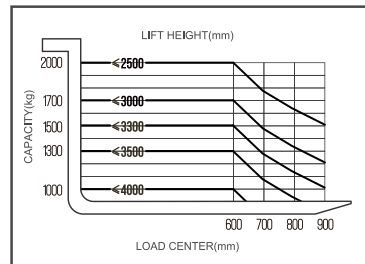
LOAD CHART ES12D (with Duplex)



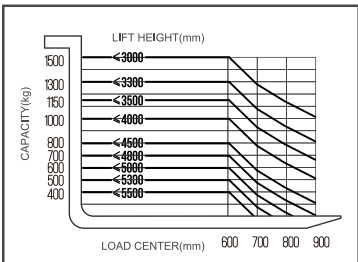
LOAD CHART ES15D (with Duplex)



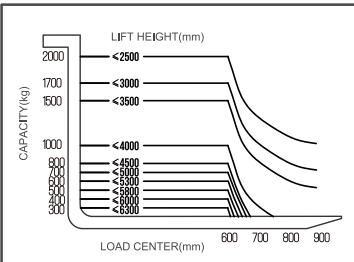
LOAD CHART ES20D (with Duplex)



LOAD CHART ES15T (with Triplex)



LOAD CHART ES20T (with Triplex)



MAST OPTION

MAST OPTION						
MODEL	MAST TYPE	LIFTING HEIGHT (mm)	MAST LOWER HEIGHT (mm)	MAST EXTEND HEIGHT (mm)	FREELIFT HEIGHT (mm)	SERVICE WEIGHT WITH BATTERY (kg)
ES12D	DUPLEX	1600	2050	2070	/	930
		2500	1795	3040		1030
		3000	2045	3540		1065
		3300	2195	3840		1085
		3500	2295	4040		1100
		4000	2545	4540		1120
ES15D	DUPLEX	1600	2050	2070	/	1090
		2500	1795	3040		1110
		3000	2045	3540		1120
		3300	2195	3840		1150
		3500	2295	4040		1200
		4000	2545	4540		1220
ES12D&15D OPTION WITH FREELIFT	DUPLEX	2500	1790	3025	1300	1060
		3000	2045	3535	1550	1080
		3300	2195	3835	1700	1100
ES20D	DUPLEX	1600	2050	2070	/	1090
		2500	1795	3035		1140
		3000	2045	3535		1180
		3300	2195	3835		1205
		3500	2295	4035		1220
		4000	2545	4535		1260
ES15T	TRIPLEX	3700	1808	4296	1284	1200
		4000	1908	4596	1384	1220
		4300	2008	4896	1484	1240
		4500	2075	5095	1550	1255
		4800	2175	5395	1650	1275
		5000	2245	5595	1716	1290
		5300	2345	5895	1816	1310
		5500	2415	6095	1884	1350
ES20T	TRIPLEX	3700	1808	4206	1284	1330
		4000	1908	4596	1384	1355
		4300	2008	4896	1484	1380
		4500	2075	5095	1550	1395
		4800	2175	5395	1650	1420
		5000	2245	5595	1716	1435
		5300	2345	5895	1816	1460
		5500	2415	6095	1884	1475
		5800	2515	6395	1984	1500
		6000	2570	6585	2050	1515
6200	2655	6795	2150	1530		

OPTIONS

OPTIONS		
OPTIONS	ES SERIES	
1	Fork length	●1150 / ○1220
2	Fork width	560/680
3	Battery capacity	24V ● 210 / ○270 / ○340AH
4	Platform	○
5	Protection Arm	○
6	Moonwalk- AC & EPS model	○
7	Remote control-for lifting/lowering	○
8	Warning light	○
9	Up-right Drive	○
10	Turtle Speed	○
11	Beeper	○
12	Freelift for ES12D&15D	○

Note: ● standard ○ option